

KEDIA ADVISORY



DAILY BULLION REPORT

27 Mar 2025

- BULLDEX
- GOLD
- SILVER



Kedia Stocks & Commodities Research Pvt. Ltd.

Research Advisory | White Labelling | Digital Marketing



BULDEX SNAPSHOT

Commodity	Expiry	Open	High	Low	Close	% Change
MCXBULLDEX	24-Apr-25	20883.00	20960.00	20876.00	20900.00	0.09
MCXBULLDEX	27-May-25	0.00	0.00	0.00	21204.00	0.14

BULLION SNAPSHOT

Commodity	Expiry	Open	High	Low	Close	% Change
GOLD	4-Apr-25	87539.00	87898.00	87427.00	87638.00	0.10
GOLD	5-Jun-25	88315.00	88650.00	88191.00	88414.00	0.08
GOLDMINI	4-Apr-25	87552.00	87844.00	87341.00	87506.00	-0.07
GOLDMINI	5-May-25	88089.00	88220.00	87767.00	87970.00	0.03
SILVER	5-May-25	99273.00	100120.00	99065.00	99486.00	0.34
SILVER	4-Jul-25	101034.00	101825.00	100821.00	101183.00	0.25
SILVERMINI	30-Apr-25	99241.00	100040.00	99026.00	99416.00	1.10
SILVERMINI	30-Jun-25	101040.00	101756.00	100833.00	101212.00	5.65

OPEN INTEREST SNAPSHOT

Commodity	Expiry	% Change	% Oi Change	Oi Status
MCXBULLDEX	24-Apr-25	0.09	92.11	Fresh Buying
MCXBULLDEX	27-May-25	0.14	0.00	Short Covering
GOLD	4-Apr-25	0.10	-23.64	Short Covering
GOLD	5-Jun-25	0.08	13.54	Fresh Buying
GOLDMINI	4-Apr-25	-0.07	-10.35	Long Liquidation
GOLDMINI	5-May-25	0.03	9.80	Fresh Buying
SILVER	5-May-25	0.34	1.05	Fresh Buying
SILVER	4-Jul-25	0.25	5.73	Fresh Buying
SILVERMINI	30-Apr-25	0.28	1.10	Fresh Buying
SILVERMINI	30-Jun-25	0.27	5.65	Fresh Buying

INTERNATIONAL BULLION SNAPSHOT

Commodity	Open	High	Low	Close	% Change
Gold \$	3020.13	3032.23	3012.38	3021.61	0.12
Silver \$	33.73	33.95	33.50	33.65	-0.21

RATIOS

Ratio	Price	Ratio	Price	Ratio	Price
Gold / Silver Ratio	88.09	Silver / Crudeoil Ratio	16.61	Gold / Copper Ratio	96.31
Gold / Crudeoil Ratio	14.63	Silver / Copper Ratio	109.33	Crudeoil / Copper Ratio	6.58


Important levels for Jewellery/Bullion Dealers

 MCX GOLD	Booking Price for Sellers	Booking Price for Buyers	 MCX SILVER	Booking Price for Sellers	Booking Price for Buyers
	87948.00	87328.00		100206.00	98766.00
	88158.00	87118.00		100966.00	98006.00

 RUPEE	Booking Price for Sellers	Booking Price for Buyers
	86.05	85.69
	86.27	85.47

 COMEX GOLD	Booking Price for Sellers	Booking Price for Buyers	 COMEX SILVER	Booking Price for Sellers	Booking Price for Buyers
	3036.30	3011.00		34.08	33.26
	3049.20	2998.10		34.39	32.95

Click here for download Kedia Advisory **Special Research** Reports



Technical Snapshot



BUY GOLD APR @ 87500 SL 87250 TGT 87850-88000. MCX

Observations

Gold trading range for the day is 87180-88130.

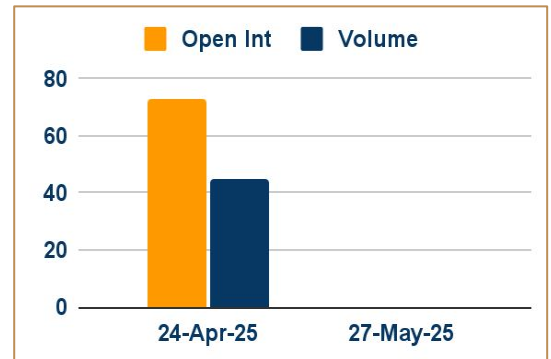
Gold gains as concerns over the Trump administration's fresh tariffs boosted safe-haven demand.

Investors worried that Trump's tariffs would stoke inflation and hinder economic growth

BofA expects gold to trade at \$3,063 per ounce (oz) in 2025 and \$3,350/oz in 2026.

China's total gold imports via Hong Kong in February rose 7.5% from January.

OI & Volume



Spread

GOLD JUN-APR	776.00
GOLDMINI MAY-APR	464.00

Trading Levels

Commodity	Expiry	Close	R2	R1	PP	S1	S2
GOLD	4-Apr-25	87638.00	88130.00	87885.00	87655.00	87410.00	87180.00
GOLD	5-Jun-25	88414.00	88880.00	88650.00	88420.00	88190.00	87960.00
GOLDMINI	4-Apr-25	87506.00	88070.00	87790.00	87565.00	87285.00	87060.00
GOLDMINI	5-May-25	87970.00	88440.00	88205.00	87985.00	87750.00	87530.00
Gold \$		3021.61	3041.85	3031.62	3022.00	3011.77	3002.15

Technical Snapshot

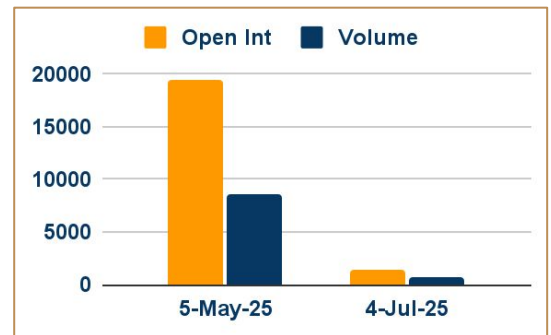


BUY SILVER MAY @ 99000 SL 98400 TGT 99800-100600. MCX

Observations

Silver trading range for the day is 98500-100610.
 Silver prices strengthened as trade uncertainties and broader economic concerns fueled demand for safe-haven.
 New orders for manufactured durable goods in the US unexpectedly increased \$2.7 billion or 0.9% month-over-month.
 Fed's Goolsbee sees lower interest rates in a year's time, but warns of uncertainties.
 US consumer confidence fell to its lowest level in over four years, highlighting growing concerns among households.

OI & Volume



Spread

SILVER JUL-MAY	1697.00
SILVERMINI JUN-APR	1796.00

Trading Levels

Commodity	Expiry	Close	R2	R1	PP	S1	S2
SILVER	5-May-25	99486.00	100610.00	100045.00	99555.00	98990.00	98500.00
SILVER	4-Jul-25	101183.00	102280.00	101730.00	101275.00	100725.00	100270.00
SILVERMINI	30-Apr-25	99416.00	100510.00	99965.00	99495.00	98950.00	98480.00
SILVERMINI	30-Jun-25	101212.00	102185.00	101695.00	101265.00	100775.00	100345.00
Silver \$		33.65	34.15	33.90	33.70	33.45	33.25

Gold gains as concerns over the Trump administration's fresh tariffs boosted demand for the safe-haven metal, with markets awaiting U.S. inflation data later this week. U.S. President Donald Trump said that automobile tariffs are coming soon, but indicated that not all of his threatened levies would be imposed on April 2 and some countries may get breaks.

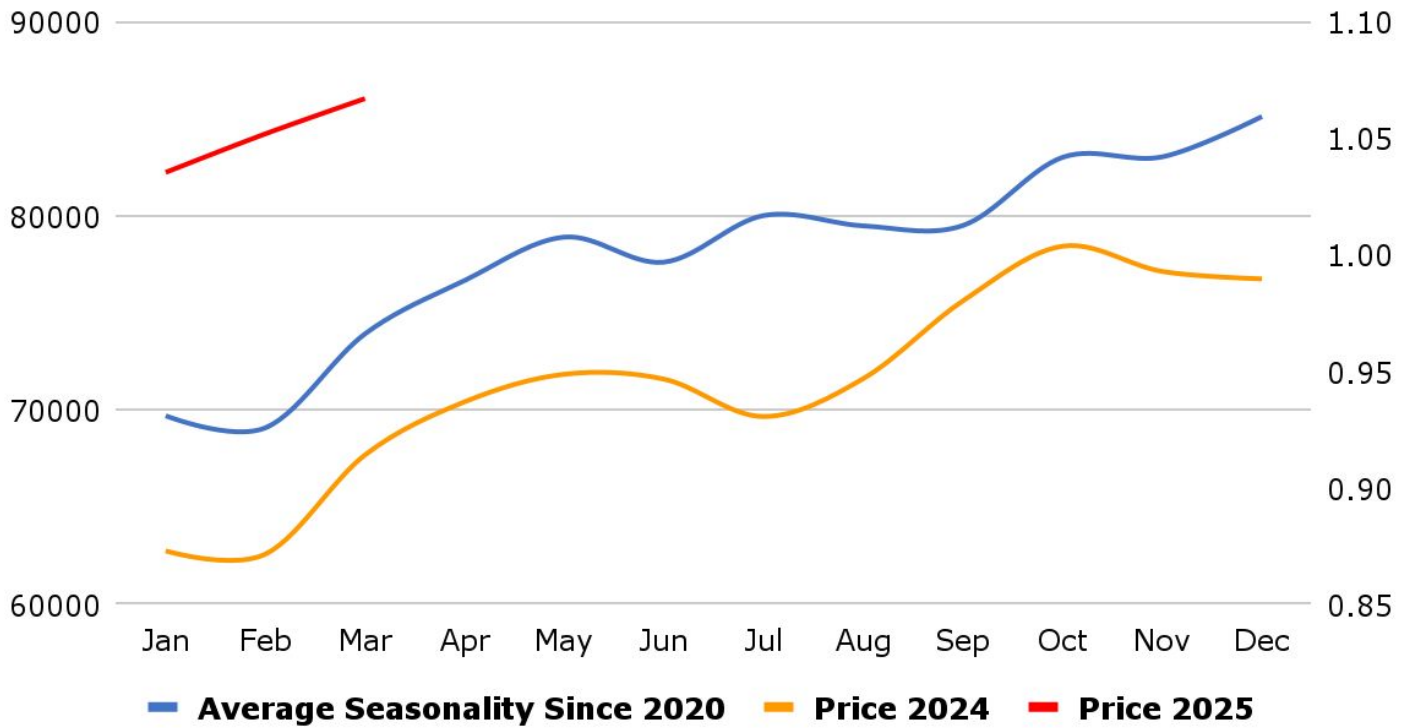
Asia Gold – India gold discounts hit 8 – month high as record prices curb demand - Discounts offered on gold in India touched a more than eight-month high as demand slumped after spot prices surged past record highs. Indian dealers offered a discount of up to \$41 an ounce over official domestic prices, up from up to \$39 an ounce last week. India's gold imports are set to tumble 85% in February from a year-ago to their lowest in 20 years. In China, gold traded at a discount of \$2-\$16 under spot prices. In Singapore, gold traded at a premium of \$1.80-\$2.50. Meanwhile, dealers in Hong Kong charged premiums between \$0.50 and \$2 per ounce. In Japan, bullion prices were sold between a premium of \$1.0 and a discount of \$5.5.

Swiss February gold exports up on year ago, but off January high - Gold exports from Switzerland leapt by more than a quarter year on year in February as a big rise in supplies to the United States continued, albeit at a lower rate than in January, Swiss customs data showed. The U.S. demand offset lower deliveries to India and no supplies to China at all. Concerns that U.S. gold imports could be affected as President Donald Trump rolls out wide-reaching tariffs widened the price premium of U.S. gold futures over London spot prices in December-February, attracting massive deliveries to Comex gold inventories in New York. The inflow to Comex stocks has slowed down in recent weeks as the premium between U.S. futures and London spot prices normalised. According to the Swiss data, gold exports to the U.S. fell to 147.4 metric tons in February from 192.9 tons in January. January's exports to the U.S. were the highest for any month in data going back to 2012. Supplies of bullion to China from Switzerland dried up completely in February, for the first time since August, the data showed, while deliveries to India continued to fall.

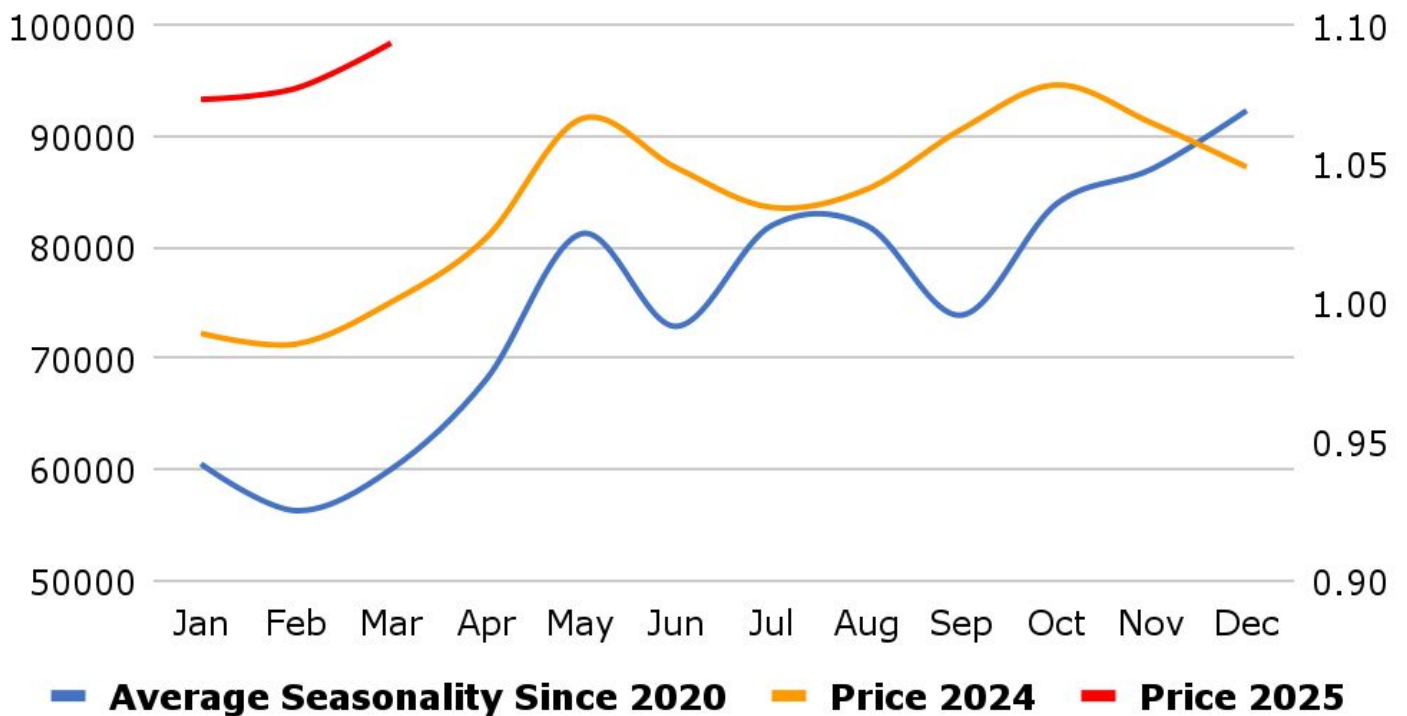
Gold demand up 1% in 2024, to remain supported by economic uncertainty, World Gold Council says - Global gold demand including over-the-counter (OTC) trading rose by 1% to a record high of 4,974.5 metric tons in 2024 as investment increased, the World Gold Council (WGC) said, adding that central banks sped up buying in the fourth quarter. Central banks, a major source of gold demand, bought more than 1,000 tons of the metal for the third year in a row in 2024. The National Bank of Poland was the largest such buyer, adding 90 tons to its reserves, the WGC, an industry body whose members are global gold miners, said in a quarterly report. In the final quarter of 2024, when Trump won the U.S. election, buying by central banks accelerated by 54% year on year to 333 tons, the WGC calculated, based on reported purchases and an estimate of unreported buying. Last year's investment demand for gold rose 25% to a four-year high of 1,180 tons, mainly because outflows from physically-backed gold exchange-traded funds (ETFs) dried up for the first time in four years.

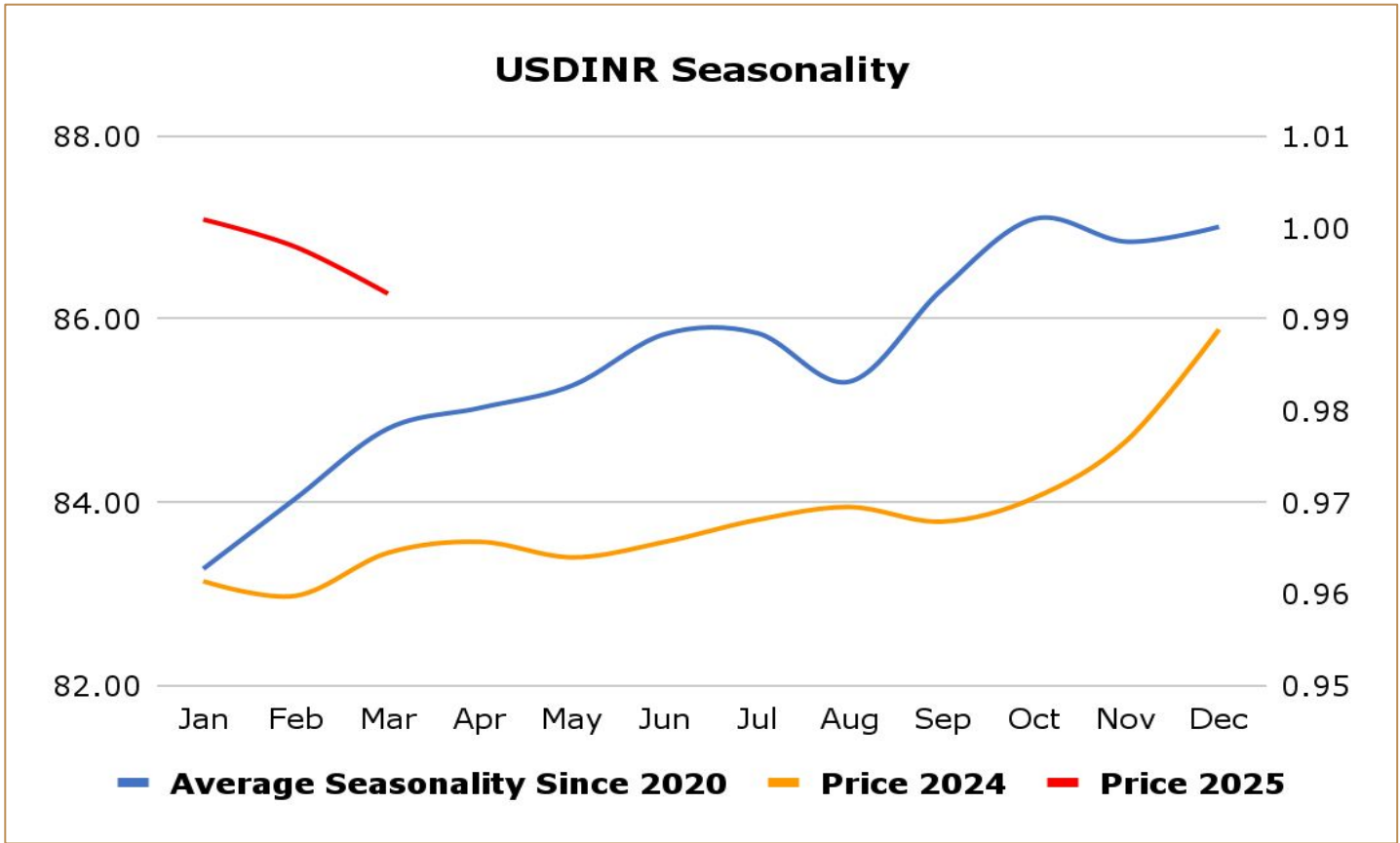
China's 2024 gold consumption slumps 9.58% y/y as high prices cut demand - China's gold consumption in 2024 slumped 9.58% on the year to 985.31 metric tons, data from the China Gold Association showed, as high gold prices curtailed jewellery demand. Gold jewellery buying, which accounts for half of the total, plunged 24.7% to 532.02 tons, according to the data. Meanwhile, purchases of gold bars and coins, which typically reflect safe-haven demand, jumped 24.5% over the year to 373.13 tons, the association said. In 2024, China's gold output from domestically produced raw materials climbed by 0.56% to 377.24 tons, association data showed. Output of gold from imported raw materials increased 8.83% for the year to 156.86 tons, bringing China's total gold output last year to 534.11 tons, an annual increase of 2.85%.

MCX Gold Seasonality



MCX Silver Seasonality





Weekly Economic Data

Date	Curr.	Data
Mar 24	EUR	German Flash Manufacturing PMI
Mar 24	EUR	German Flash Services PMI
Mar 24	EUR	Flash Manufacturing PMI
Mar 24	EUR	Flash Services PMI
Mar 24	USD	Flash Manufacturing PMI
Mar 24	USD	Flash Services PMI
Mar 25	EUR	German ifo Business Climate
Mar 25	USD	S&P/CS Composite-20 HPI y/y
Mar 25	EUR	Belgian NBB Business Climate
Mar 25	USD	CB Consumer Confidence
Mar 25	USD	New Home Sales
Mar 25	USD	Richmond Manufacturing Index
Mar 26	USD	Core Durable Goods Orders m/m

Date	Curr.	Data
Mar 27	EUR	M3 Money Supply y/y
Mar 27	USD	Final GDP q/q
Mar 27	USD	Unemployment Claims
Mar 27	USD	Final GDP Price Index q/q
Mar 27	USD	Goods Trade Balance
Mar 27	USD	Prelim Wholesale Inventories m/m
Mar 27	USD	Pending Home Sales m/m
Mar 27	USD	Natural Gas Storage
Mar 28	EUR	German GfK Consumer Climate
Mar 28	EUR	German Unemployment Change
Mar 28	USD	Core PCE Price Index m/m
Mar 28	USD	Personal Income m/m
Mar 28	USD	Personal Spending m/m



DISCLAIMER

KEDIA ADVISORY

This Report is prepared and distributed by Kedia Stocks & Commodities Research Pvt Ltd. Our SEBI REGISTRATION NUMBER - INH000006156. for information purposes only. The recommendations, if any, made herein are expressions of views and/or opinions and should not be deemed or construed to be neither advice for the purpose of purchase or sale through KSCRPL nor any solicitation or offering of any investment /trading opportunity. These information/opinions/ views are not meant to serve as a professional investment guide for the readers. No action is solicited based upon the information provided herein. Recipients of this Report should rely on information/data arising out of their own investigations. Readers are advised to seek independent professional advice and arrive at an informed trading/investment decision before executing any trades or making any investments. This Report has been prepared on the basis of publicly available information, internally developed data and other sources believed by KSCRPL to be reliable. KSCRPL or its directors, employees, affiliates or representatives do not assume any responsibility for or warrant the accuracy, completeness, adequacy and reliability of such information/opinions/ views. While due care has been taken to ensure that the disclosures and opinions given are fair and reasonable, none of the directors, employees, affiliates or representatives of KSCRPL shall be liable for any direct, indirect, special, incidental, consequential, punitive or exemplary damages, including lost profits arising in any way whatsoever from the information/opinions/views contained in this Report. The possession, circulation and/or distribution of this Report may be restricted or regulated in certain jurisdictions by appropriate laws. No action has been or will be taken by KSCRPL in any jurisdiction (other than India), where any action for such purpose (s) is required. Accordingly, this Report shall not be possessed, circulated and/ or distributed in any such country or jurisdiction unless such action is in compliance with all applicable laws and regulations of such country or jurisdiction. KSCRPL requires such a recipient to inform himself about and to observe any restrictions at his own expense, without any liability to KSCRPL. Any dispute arising out of this Report shall be subject to the exclusive jurisdiction of the Courts in India.

KEDIA ADVISORY

KEDIA STOCKS & COMMODITIES RESEARCH PVT LTD

Mumbai, India

SEBI REGISTRATION NUMBER - INH000006156

For more details, please contact: +91 93234 06035 / 96195 51022

Email: info@kediaadvisory.com

Regd.Off.: 1, 2, 3 & 4, 1st Floor, Tulip Bldg, Flower Valley Complex, Khadakpada Circle,
Kalyan-(W), Mumbai-421301